


12-24V SWITCHABLE RANGE

12-24V Switchable Access Control Systems

- Switchable 13.8V / 27.6V dc output
- Cost effective switch mode technology
- High energy efficiency - reducing energy bills
- Mains Fail relay output
- Independent ancillary relay
- Modular construction means easy maintenance and upgrading
- Full rated current to load + 0.5A battery charging
- 90 to 264V ac range
- Electronic overload protection
- Mains transient protection
- LED indication:
 - Mains status
 - Load output or PSU fuse fail
 - Output short circuit or low voltage
- Screen printing available
- Bespoke models available on request
- Lifetime warranty



Switch Mode Technology



DESCRIPTION

The new 'switchable' 12V dc / 24V dc switch mode range of power supplies has been designed for access control, CCTV and general purpose applications that require the use of a standby battery. All models possess a mains fail relay output and an independent ancillary relay that can be used for applications such as a 'Fire' door release relay. There are two enclosures available to house either 12V 7Ah or 17Ah batteries. The products use energy efficient switch mode technology and therefore have a universal mains supply input (90 - 264V ac).

On installation the units can be setup to provide either 13.8V or 27.6V dc by a simple PCB selection switch. They are available in three power variants with multi-fused output models if required:

- 13.8V dc 8A / 27.6V dc 4A
- 13.8V dc 6A / 27.6V dc 3A
- 13.8V dc 4A / 27.6V dc 2A

All with full rated current to load and featuring a fully regulated output with low ripple and noise. Unboxed (module only) versions are also available if required.

TECHNICAL SPECIFICATIONS

Output (switchable)	13.8V dc / 27.6V dc
Mains Input	90V - 264V ac @ 50 - 60Hz
Operating Temperature	-10°C to 40°C at 95% RH
Power Variants	<ul style="list-style-type: none"> • 13.8V dc 8A / 27.6V dc 4A • 13.8V dc 6A / 27.6V dc 3A • 13.8V dc 4A / 27.6V dc 2A




APPROVALS

CE Mark
UKCA

ORDERING INFORMATION

C ENCLOSURE



PART NO
G1224-42N-C

PART NO
G1224-63N-C

PART NO
G1224-84N-C

PART NO
G1224-84N-4-C

PART NO
G1224-84N-8-C

DESCRIPTION
13.8V dc, 4A / 27.6V dc, 2A
275H x 330W x 80D (mm)
Max battery 12V Mode (1 x 12V 7Ah)
Max battery 24V Mode (2 x 12V 7Ah)

DESCRIPTION
13.8V dc, 6A / 27.6V dc, 3A
275H x 330W x 80D (mm)
Max battery 12V Mode (1 x 12V 7Ah)
Max battery 24V Mode (2 x 12V 7Ah)

DESCRIPTION
13.8V dc, 8A / 27.6V dc, 4A
275H x 330W x 80D (mm)
Max battery 12V Mode (1 x 12V 7Ah)
Max battery 24V Mode (2 x 12V 7Ah)

DESCRIPTION
13.8V dc, 8A / 27.6V dc, 4A
275H x 330W x 80D (mm)
Max battery 12V Mode (1 x 12V 7Ah)
Max battery 24V Mode (2 x 12V 7Ah)
4-way Fused Outputs

DESCRIPTION
13.8V dc, 8A / 27.6V dc, 4A
275H x 330W x 80D (mm)
Max battery 12V Mode (1 x 12V 7Ah)
Max battery 24V Mode (2 x 12V 7Ah)
8-way Fused Outputs

H ENCLOSURE




PART NO
G1224-84N-H

DESCRIPTION
13.8V dc, 8A / 27.6V dc, 4A
420H x 420W x 180D (mm)
Max battery 12V Mode (1 x 12V 38Ah)
Max battery 24V Mode (2 x 12V 38Ah)

ORDERING INFORMATION

R ENCLOSURE




PART NO

G1224-84N-R

DESCRIPTION

13.8V dc, 8A / 27.6V dc, 4A
275H x 330W x 80D (mm)
Max battery 12V Mode (1 x 12V 7Ah)
Max battery 24V Mode (2 x 12V 7Ah)

UNBOXED MODULE



PART NO

G1224-42NU

DESCRIPTION

13.8V dc, 4A / 27.6V dc, 2A
157L x 143W x 55H (mm)
Max battery 12V Mode (1 x 12V 7Ah)
Max battery 24V Mode (2 x 12V 7Ah)

PART NO

G1224-63NU

DESCRIPTION

13.8V dc, 6A / 27.6V dc, 3A
157L x 143W x 55H (mm)
Max battery 12V Mode (1 x 12V 7Ah)
Max battery 24V Mode (2 x 12V 7Ah)

PART NO

G1224-84NU

DESCRIPTION

13.8V dc, 8A / 27.6V dc, 4A
157L x 143W x 55H (mm)
Max battery 12V Mode (1 x 12V 7Ah)
Max battery 24V Mode (2 x 12V 7Ah)